




RESTORE  
MASS AVE

*Re-greening Embassy Row*

[RestoreMassAve.org](http://RestoreMassAve.org)

Grow **BETTER TREES**  
With **LESS MULCH**

>330 new trees planted so far  
Care arranged for hundreds of trees  
Goal: All trees thrive and grow big and shady.




## TREE GROWS POORLY

when mulch is piled high around the base.

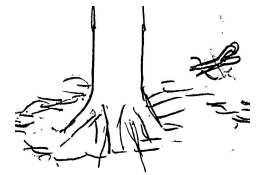
### WHY?

Mulch pile tricks the tree into growing stringy “adventitious” roots, which rob nutrients the main roots need to grow.




**1. REMOVE** Mulch and soil from the tree, until you see the tree base flare out to the big roots going down.

**2. SNIP** off adventitious roots.



**3. SHAPE SOIL** around base so water flows easily to main roots.



**4. MULCH** only 3” deep, keeping mulch away from base of tree. Shredded hardwood mulch is recommended.

## TREES IN SLOPE OF A RAISED YARD:

### 5. STABILIZE SLOPE

Place **stones** in “wall” behind the tree to hold runoff. Plant shallow-rooted **low plants** among the stones to hold soil and rocks in place and direct water to the new, healthy soil ecosystem around this tree. RIGHT: Periwinkle (Vinca minor). Photo: Hortipedia



More on mulching on reverse. Video at [restoremassave.org/green-your-street/planting/](http://restoremassave.org/green-your-street/planting/)

[RestoreMassAve@gmail.com](mailto:RestoreMassAve@gmail.com)

Follow us on Twitter @restoremassave

Like us on Facebook



Re-greening Embassy Row

[RestoreMassAve.org](http://RestoreMassAve.org)

# WHY MULCH VOLCANOES HURT TREES



See reverse for how you can rescue over-mulched trees.

## MULCH VOLCANOES will KILL your TREES!

- ◆ Lack of ventilation prevents trunk from drying
- ◆ Soft trunk is an invitation for insects and disease
- ◆ Trunk can eventually become spongy and rot
- ◆ Excess mulch can cause root girdling leading to death
- ◆ Mulch pile can become a hotbed in summer heat
- ◆ Water will not penetrate and reach the root ball

### PROPER MULCHING will help your trees

#### 2 - 3 Inches of MULCH will:

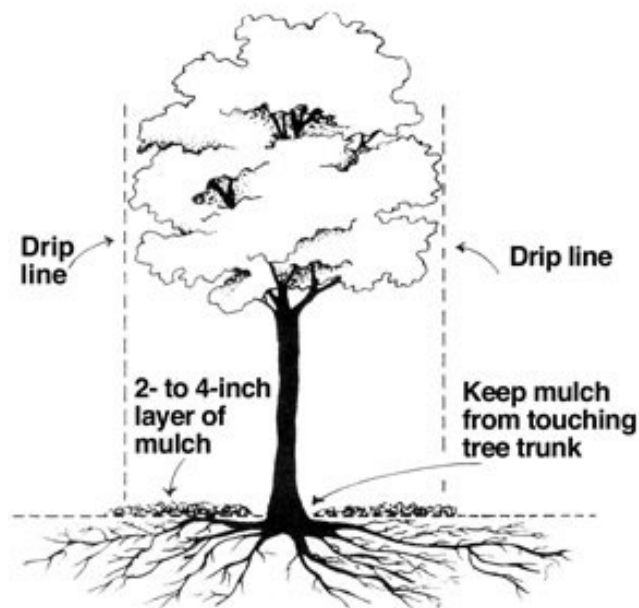
- ◆ Be level with the soil line edge
- ◆ Serve as an insulation blanket...keeping roots cool in the summer and warm in winter
- ◆ Protect tree from weed and grass encroachment
- ◆ Help maintain soil moisture, minimize evaporation
- ◆ Protect trunk from damage during turf maintenance
- ◆ Provide a uniform well-cared-for look



**NO!**



**YES!**



Poster: Suburbanig  
Image: Montgomery  
County, Maryland